


Mouthpiece Buzzing

Buzz with mouthpiece or play with full instrument.
When buzzing with the mouthpiece use a pitch reference
such as a piano or the instrument.


① 1 Minute of Buzzing (Breathe only when necessary)




②




③



④



⑤



6

Lip Bends (Play with the full instrument)

The exercise consists of three staves of music in bass clef with a key signature of one flat (B-flat). The first staff is divided into three sections:

- Use Valves*: Four quarter notes (B-flat, A, G, F).
- Lip Bend (No valves)*: A series of wavy lines representing a bend, starting on a whole note and ending on a half note.
- Repeat the process*: Four quarter notes (E, D, C, B-flat).

The second staff continues the exercise with four quarter notes (A, G, F, E), followed by a wavy line bend, and then four quarter notes (D, C, B-flat, A).

The third staff continues with four quarter notes (G, F, E, D), followed by a wavy line bend, and then four quarter notes (C, B-flat, A, G).